

TREASURER'S REPORT

City of Upland - Successor Agency - Public Financing Authority

**For Period Ended
February 28, 2026**

Investment Portfolio	Cost	Par Value	Market Value	% of Portfolio
State Local Agency Investment Fund	23,157,183	23,157,183	23,402,541	16.15%
California Asset Management Plan	1,479,975	1,479,975	1,479,975	1.02%
Negotiable Certificates of Deposit	16,229,975	16,233,000	16,307,351	11.25%
Money Market Fund	408,994	408,994	408,994	0.28%
Municipal Bonds	5,372,687	5,640,000	5,543,546	3.82%
Government Agency Securities	84,374,040	85,415,219	85,957,166	59.30%
Corporate Bonds	9,266,790	9,244,000	9,335,002	6.44%
US Treasury	2,432,150	2,500,000	2,515,590	1.74%
Total Investments	\$ 142,721,793	\$ 144,078,371	\$ 144,950,164	100.00%

Weighted Average Days to Maturity	1,047.35
Blended Yield:	4.27%

Cash	Cost	Market Value
Bank Accounts and Change Funds	3,757,661	3,757,661
Total Cash	\$ 3,757,661	\$ 3,757,661

Total Cash and Investments	\$ 146,479,454	\$ 148,707,825
-----------------------------------	-----------------------	-----------------------

PARS Investment Portfolio	Cost	Market Value
115 Trust-OPEB Investment	2,030,909	3,040,707
115 Trust-Pension Investment	10,074,473	12,585,710
Total Restricted Funds Held in Trust	\$ 12,105,382	\$ 15,626,418

Benchmarks:	
LAIF	3.87%
CAMP	3.83%
2yr U.S. Treasury	3.38%
5yr U.S. Treasury	3.51%

Restricted Funds with Fiscal Agent	Book Value	Market Value
Water Revenue Bonds 2022	12,123,736	12,123,736
Water System Lease Revenue Refunding Bonds 2021	198	198
Successor Agency TARBS 2013/2016-Merged Project	100,221	100,221
Colonies CFD Area #1 2022	433,680	433,680
Colonies CFD Area #2 2015	1,526,510	1,526,510
Upland 54 CFD 2004	147,637	147,637
Sycamore Hills CFD 2015-1	895,686	895,686
Harvest at Upland CFD 2016-1 Area #1	733,927	733,927
Harvest at Upland CFD 2016-1 Area #2	2,317,768	2,317,768
Enclave at Upland CFD 2022-1	510,823	510,823
Sycamore Hills CFD 2015-1-2 STB 2022A	942,202	942,202
Total Restricted Funds	\$ 19,732,388	\$ 19,732,388

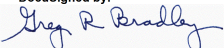
1. I hereby certify that the investments are in compliance with the investment policy adopted by the City Council in June 9, 2025.
2. The City has the ability to meet its budgeted expenditures for the next six months.
3. The market values for funds held in banking institutions do not change. The amounts listed as market values for these items are the same as their book values.
4. The book value for the State Pool is the withdrawal value provided by the State Treasurer. The market value of funds held by the State Treasurer equates to the City's pro-rata share of the market value of the entire State Pool.
5. Sources for current market valuation are Account Statements and the Wall Street Journal GNMA Mortgage rates on the last trading day of the month.
6. This report meets the requirements of Government Code Section 53646.

Signed by:

 Assistant City Manager (Finance Director)

3/17/2026 | 7:00 AM PDT

Date

DocuSigned by:

 City Treasurer

3/17/2026 | 8:24 AM PDT

Date

TREASURER'S REPORT

City of Upland - Successor Agency - Public Financing Authority

State Local Agency Investment Fund

**For Period Ended
February 28, 2026**

Fund or Account		Account Balance	
City of Upland	98-36-942	<u>23,157,183</u>	Market Value
	Totals	<u>\$ 23,157,183</u>	<u>\$ 23,402,541</u> *
Yield for Period Ended	2/28/2026	<u>3.87%</u>	

**Due to timing delay in receiving February 2026 PMIA Market Valuation Report, Market Value is calculated using PMIA Market Valuation data as of 1/31/26*

TREASURER'S REPORT
 City of Upland - Successor Agency - Public Financing Authority
California Asset Management Plan

**For Period Ended
 February 28, 2026**

Fund or Account		Account Balance	
City of Upland	6113-001	<u>1,479,975</u>	Market Value
	Totals	<u>\$ 1,479,975</u>	<u>\$ 1,479,975</u>
Yield for Period Ended	2/28/2026	<u>3.83%</u>	

TREASURER'S REPORT

City of Upland - Successor Agency - Public Financing Authority

US Bank Investments

**For Period Ended
February 28, 2026**

Investment Name	CUSIP	Cost	Par Value	Market Value	Current Yield	Book Yield	Maturity Date
<u>Negotiable Certificates of Deposit</u>							
American Equity Bank CD	02568KAJ4	250,000	250,000	248,140	0.71%	0.70%	5/27/2026
American Exp CD	02589AEZ1	250,000	250,000	254,525	4.52%	4.60%	9/13/2028
Bank Hapoalim CD	06251A6Z8	244,000	244,000	249,495	4.50%	4.50%	5/21/2029
BankUnited NA CD	066519RW1	249,000	249,000	244,408	1.38%	1.35%	12/8/2026
Baxter CU CD	07181JAY0	250,000	250,000	251,738	4.47%	4.50%	1/25/2027
Bom Bk CD	09776DAW4	249,000	249,000	250,501	4.08%	4.10%	6/26/2028
CFG Community Bank CD	12527CNN8	243,775	245,000	244,971	4.00%	4.11%	11/14/2030
Capital One NA CD	14042RQN4	250,000	250,000	245,168	1.27%	1.25%	12/8/2026
Celtic Bank CD	15118RX51	245,340	249,000	249,134	4.00%	4.40%	6/20/2029
City FCU Tax CD	17783PAJ0	249,000	249,000	249,849	3.94%	3.95%	1/12/2029
Civic Federal CU	178808AB7	249,000	249,000	250,706	4.07%	4.10%	10/23/2028
Clearpath FCU CD	18507MAB7	250,000	250,000	250,318	5.09%	5.10%	4/27/2026
Connex CU CD	208212BD1	250,000	250,000	250,288	5.39%	5.40%	3/18/2026
Connexus CU CD	20825WDV9	249,000	249,000	249,762	3.99%	4.00%	7/14/2027
Continental Bank CD	211163MG2	250,000	250,000	246,115	0.61%	0.60%	8/24/2026
Cornerstone CD	21923MAB7	249,000	249,000	247,618	3.72%	3.70%	10/1/2029
Credit Union of Texas CD	22551KBL5	245,000	245,000	244,495	3.71%	3.70%	10/22/2027
New Jersey Ewing CU	22552BAE1	249,000	249,000	250,011	4.03%	4.05%	1/18/2028
Customers Bank CD	23204HPB8	250,000	250,000	253,498	4.44%	4.50%	6/14/2028
Discover Bank CD	254676AR0	250,000	250,000	254,965	4.56%	4.65%	9/18/2028
Dort FCU CD	25844MBC1	250,000	250,000	250,943	4.93%	4.95%	6/22/2026
Empower FCU CD	291916AE4	250,000	250,000	252,753	5.39%	5.45%	10/23/2026
Essential CU CD	29669XAP3	250,000	250,000	252,968	4.64%	4.70%	6/15/2027
Fahey Banking Co CD	303117DG7	250,000	250,000	250,335	3.89%	3.90%	1/12/2028
First Guaranty Bank CD	320437BD7	245,000	245,000	245,243	4.05%	4.05%	11/14/2030
FirstBank of Nebraska CD	32116PAR9	248,000	248,000	244,077	0.61%	0.60%	8/27/2026
First Technology FCU CD	33715LEB2	249,000	249,000	248,552	3.66%	3.65%	8/5/2027
Generations Bank C D	37149CAV9	250,000	250,000	248,108	3.12%	3.10%	5/6/2027
Gesa CU CD	37424PAH7	250,000	250,000	251,585	5.22%	5.25%	7/31/2026
Global FCU CD	37892MAM6	248,000	248,000	248,957	4.98%	5.00%	6/16/2026
Goldman Sachs Bk CD	38151PHN4	245,000	245,000	244,446	3.91%	3.90%	2/10/2031
Great Midwest CD	39083PDQ2	249,000	249,000	253,903	4.41%	4.50%	4/27/2029
Gulf Cap Bank CD	40219MAY0	248,000	248,000	248,037	3.85%	3.85%	9/27/2028
Holyoke CU CD	43666MAD8	249,000	249,000	248,753	3.95%	3.95%	11/5/2030
Iriquois Fed CD	46355PDQ8	249,000	249,000	252,444	4.64%	4.70%	9/17/2027
JP Morgan Bk CD	46659CPX2	240,000	240,000	240,089	4.10%	4.10%	2/11/2031
Jeanne D Arc CD	472207AK5	249,000	249,000	252,269	4.34%	4.40%	7/31/2028
Malaga Bank CD	56102ABK1	250,000	250,000	244,800	0.87%	0.85%	11/19/2026
Medallion Bank CD	58404DX2	249,000	249,000	250,454	4.08%	4.10%	6/30/2028
Milestone Bk CD	59934MAK4	244,000	244,000	245,218	4.38%	4.40%	12/15/2026
Morgan Stanley Bk CD	61690DRE0	244,000	244,000	249,863	4.54%	4.65%	5/22/2029
Morgan Stanley Private Bk CD	61768E4B6	244,000	244,000	249,863	4.54%	4.65%	5/22/2029
NBC Bancorp Inc CD	633398AA0	248,000	248,000	249,498	4.82%	4.85%	9/14/2026
Oklahoma Educators CU CD	67885MAL4	249,000	249,000	248,589	3.71%	3.70%	10/25/2027
Optum Bank Draper CD	68405VAU3	244,000	244,000	247,201	4.64%	4.70%	9/13/2027
People's Bank CD	710275AH1	250,000	250,000	250,665	4.04%	4.05%	1/12/2027
Preferred CU CD	74043RAA2	250,000	250,000	254,545	4.91%	5.00%	9/15/2027
RIA FCU CD	749622BX3	249,000	249,000	250,063	3.98%	4.00%	10/13/2028
Red Crown Fed CD	756558AB8	200,000	200,000	202,038	5.35%	5.40%	10/13/2026
Sallie Mae CD	795451EE9	245,000	245,000	244,520	3.91%	3.90%	12/10/2030
Solarity CU CD	83418NAG6	248,000	248,000	249,054	5.03%	5.05%	6/23/2026
Southern First CD	84287PJB9	244,000	244,000	250,551	4.72%	4.85%	10/17/2028

TREASURER'S REPORT

City of Upland - Successor Agency - Public Financing Authority

US Bank Investments

**For Period Ended
February 28, 2026**

Investment Name	CUSIP	Cost	Par Value	Market Value	Current Yield	Book Yield	Maturity Date
Southwest Fin FCU CD	84485EAN7	249,000	249,000	249,994	3.98%	4.00%	8/14/2028
State Bk India CD	856288EG6	245,000	245,000	244,990	3.95%	3.95%	2/12/2031
State Employees CD	85678LAA3	249,000	249,000	252,150	4.74%	4.80%	5/24/2027
Texas Exchange Bank CD	88241TMG2	249,000	249,000	244,468	1.17%	1.15%	11/13/2026
Toyota Financial Savings Bank CD	89235MLE9	249,860	248,000	245,066	0.96%	0.80%	7/29/2026
True Sky Credit CD	89786MAH7	250,000	250,000	252,793	4.45%	4.50%	11/30/2027
TTCU Federal CU CD	89854LAD5	250,000	250,000	256,720	4.87%	5.00%	7/26/2028
Tucson FCU CD	898812AC6	250,000	250,000	257,040	4.86%	5.00%	9/8/2028
USAlliance FCU CD	90352RDL6	149,000	149,000	152,975	4.58%	4.70%	6/28/2029
UBS Bank CD	90355GD29	249,000	249,000	247,001	3.78%	3.75%	12/10/2030
Union Bank CD	90520VAX1	250,000	250,000	249,568	0.60%	0.60%	3/19/2026
Utah First CD	91739JAJ4	249,000	249,000	254,284	4.46%	4.55%	4/30/2029
Valley Natl Bk CD	919853QY0	245,000	245,000	245,899	3.99%	4.00%	7/24/2028
Vibrant CU CD	92559TAL2	248,000	248,000	248,317	5.34%	5.35%	3/20/2026

Negotiable Certificates of Deposit Subtotal \$ 16,229,975 \$ 16,233,000 \$ 16,307,351

Cash and Equivalents (Money Market Fund)

First American Govt OB Fund-Y	31846V203	408,994	408,994	408,994	3.30%	3.30%
-------------------------------	-----------	---------	---------	---------	-------	-------

Money Market Fund Subtotal \$ 408,994 \$ 408,994 \$ 408,994

Municipal Bond Fund

Burbank Glendale, CA	120827EJ5	2,029,661	1,990,000	2,081,321	4.94%	4.72%	7/1/2029
Corona, CA	21969AAH5	924,000	1,000,000	951,490	2.15%	3.87%	5/1/2029
Riverside, CA	769036BR4	944,250	1,000,000	970,820	2.91%	4.16%	6/1/2029
San Bernardino, CA	796720PB0	250,000	250,000	247,435	1.11%	1.10%	8/1/2026
University of California, CA	91412HGG2	1,224,776	1,400,000	1,292,480	1.75%	4.42%	5/15/2030

Municipal Bond Fund Subtotal \$ 5,372,687 \$ 5,640,000 \$ 5,543,546

Government Securities

Federal Home Ln Bks DEB	3130AWBZ2	998,300	1,000,000	1,008,500	4.09%	4.17%	6/11/2027
Federal Home Ln Bks DEB	3130AWTR1	1,991,760	2,000,000	2,045,660	4.28%	4.47%	9/8/2028
Fed Home Ln Mort Corp #WN1356	3132XFQJ0	1,481,250	1,500,000	1,525,200	4.37%	5.06%	4/1/2029
Fed Home Ln Mort Corp #WN1476	3132XFUA4	987,813	1,000,000	1,009,490	4.30%	4.94%	10/1/2029
Fed Home Ln Mort Corp #WN1510	3132XFVC9	1,484,063	1,500,000	1,510,845	4.10%	4.64%	1/1/2030
Federal Home Ln Corp #WN1516	3132XFVJ4	985,000	1,000,000	1,007,590	4.10%	4.91%	1/1/2030
Fed Home Ln Mort Corp #WN1530	3132XFVY1	1,481,719	1,500,000	1,512,465	4.10%	4.73%	1/1/2030
Fed Home Ln Mort Corp #WN1542	3132XFWC8	2,302,059	2,310,000	2,347,653	4.38%	4.52%	2/1/2030
Fed Home Ln Mort Corp #WN1543	3132XFWD6	2,293,531	2,300,000	2,336,915	4.47%	4.57%	3/1/2030
Fed Home Ln Mort Corp #WN1555	3132XFWR5	1,694,875	1,700,000	1,721,250	4.20%	4.30%	4/1/2030
Fed Home Ln Mort Corp Gold #WN1602	3132XFX86	343,922	345,000	346,311	4.01%	4.09%	8/1/2030
Fed Home Ln Mort Corp #WN1572	3132XFXA1	3,982,500	4,000,000	4,030,240	4.10%	4.26%	5/1/2030
Fed Home Ln Mort Corp Gold #WN1617	3132XFYP7	1,497,656	1,500,000	1,504,650	4.07%	4.17%	7/1/2030
Fed Home Ln Mort Corp Gold #WN1646	3132XFZL5	995,938	1,000,000	1,002,300	4.02%	4.14%	7/1/2030
Fed Home Ln Mort Corp #WN2560	3132XGZ25	994,259	999,570	1,012,824	4.95%	5.17%	1/1/2029

TREASURER'S REPORT

City of Upland - Successor Agency - Public Financing Authority

US Bank Investments

**For Period Ended
February 28, 2026**

Investment Name	CUSIP	Cost	Par Value	Market Value	Current Yield	Book Yield	Maturity Date
Fed Home Ln Mort Corp Gold #WN5017	3132XKSF5	1,123,242	1,125,000	1,136,756	4.29%	4.29%	7/1/2029
Fed Home Ln Mort Corp #WN5034F	3132XKSY4	2,012,500	2,000,000	2,012,800	4.25%	3.77%	7/1/2029
Fed Home Ln Mort Corp #WN5163	3132XKWZ6	2,659,953	2,675,000	2,696,775	4.25%	4.49%	10/1/2029
Fed Home Ln Mort Corp Gold #WN5242	3132XKZG5	925,606	940,000	945,743	4.11%	4.93%	3/1/2030
Fed Home Ln Mort Corp Gold #WB5243	3132XKZH3	2,649,922	2,675,000	2,695,303	4.10%	4.56%	4/1/2030
Fed Home Ln Mort Corp Gold #WN5249	3132XKZP5	997,813	1,000,000	1,009,830	4.19%	4.23%	4/1/2030
Federal Farm Credit Bks DEB	3133EPN50	998,000	1,000,000	1,024,540	4.15%	4.29%	12/15/2028
Fed Natl Mortgage Assoc #BL3660	3140HVB60	1,831,980	1,941,814	1,883,909	2.79%	4.20%	8/1/2029
Fed Natl Mortgage Assoc #BL3884	3140HVJ62	515,281	550,000	530,959	2.70%	4.28%	9/1/2029
Fed Natl Mortgage Assoc #BL4193	3140HVUT9	471,563	500,000	482,735	2.81%	4.21%	9/1/2029
Fed Natl Mortgage Assoc #BL4815	3140HWK50	952,513	995,442	962,721	2.76%	3.79%	11/1/2029
Fed Natl Mortgage Assoc #BS1416	3140LBSE4	594,825	660,000	627,337	1.15%	4.63%	3/1/2028
Fed Natl Mortgage Assoc #BS4790	3140LFKC7	2,908,547	3,150,000	3,025,103	2.20%	4.88%	3/1/2029
Fed Natl Mortgage Assoc #BS5506	3140LGD3	772,922	825,000	808,121	3.16%	5.41%	6/1/2029
Fed Natl Mortgage Assoc #BS5552	3140LGE24	1,995,544	2,130,000	2,101,139	3.39%	5.67%	5/1/2029
Fed Natl Mortgage Assoc #BS6109	3140LGYF3	4,340,455	4,343,000	4,360,329	3.96%	4.00%	7/1/2029
Fed Natl Mortgage Assoc #BS6624	3140LHLE8	991,040	995,395	994,788	3.82%	3.97%	10/1/2029
Fed Natl Mortgage Assoc #BZ0815	3140NU3Z0	1,499,063	1,500,000	1,538,535	4.53%	4.68%	4/1/2029
Fed Natl Mortgage Assoc #BZ1806	3140NWAG0	1,463,438	1,500,000	1,515,270	4.00%	5.23%	9/1/2029
Fed Natl Mortgage Assoc #BZ1969A	3140NWFK6	689,719	700,000	706,335	3.97%	4.72%	10/1/2029
Fed Natl Mortgage Assoc #BZ1993	3140NWGB5	743,906	750,000	757,920	4.03%	4.46%	11/1/2029
Fed Natl Mortgage Assoc #BA2127A	3140NWLH6	1,473,750	1,500,000	1,517,145	4.14%	5.04%	10/1/2029
Fed Natl Mortgage Assoc #BZ2336	3140NWS22	1,491,563	1,500,000	1,533,525	4.38%	4.75%	11/1/2029
Fed Natl Mortgage Assoc #BZ2399	3140NWUZ6	492,656	500,000	509,965	4.20%	4.99%	11/1/2029
Fed Natl Mortgage Assoc #BZ2524	3140NWYW9	1,492,969	1,500,000	1,532,220	4.68%	5.01%	12/1/2029
Fed Natl Mortgage Assoc #BZ2748	3140NXBS1	494,688	500,000	510,880	4.26%	4.87%	1/1/2030
Fed Natl Mortgage Assoc #BZ2776	3140NXCN1	997,500	1,000,000	1,028,800	4.49%	4.74%	1/1/2030
Fed Natl Mortgage Assoc #BZ3455	3140NXZV8	1,496,719	1,500,000	1,528,245	4.16%	4.34%	4/1/2030
Fed Natl Mortgage Assoc #BZ4436	3140NY4W8	498,438	500,000	505,150	3.96%	4.15%	8/1/2030
Fed Natl Mortgage Assoc #BZ4021	3140NYPF2	3,487,500	3,500,000	3,563,105	4.17%	4.42%	6/1/2030
Fed Natl Mort Assoc #BZ0458	3140NYQL8	2,281,430	2,285,000	2,318,018	4.09%	4.22%	6/1/2030
Fed Natl Mort Assoc #BA4276	3140NYXE6	995,625	1,000,000	1,016,520	4.17%	4.45%	7/1/2030
Fed Natl Mortgage Assoc #BZ5346	3140Q05G3	4,025,000	4,000,000	4,043,880	4.08%	3.82%	10/1/2030
Fed Natl Mortgage Assoc #BZ4505	3140Q0AF9	4,491,563	4,500,000	4,559,310	4.07%	4.21%	8/1/2030
Fed Natl Mortgage Assoc #BZ5496	3140Q1DA5	1,995,625	2,000,000	2,014,000	3.96%	4.09%	12/1/2030
Fed Natl Mortgage Assoc #BZ5552	3140Q1E22	998,555	1,000,000	1,010,170	4.08%	4.19%	11/1/2030
Fed Natl Mortgage Assoc #BZ5528	3140Q1EA4	995,313	1,000,000	1,002,610	3.90%	4.13%	12/1/2030
Fed Natl Mortgage Assoc #BZ5619	3140Q1G53	1,012,988	1,020,000	1,017,144	3.83%	4.15%	11/1/2030
Fed Natl Mortgage Assoc #BZ6138	3140Q1ZC7	999,688	1,000,000	1,007,640	3.99%	4.04%	1/1/2031
Government Securities Subtotal		\$ 84,374,040	\$ 85,415,219	\$ 85,957,166			

Corporate Bonds

Citibank	17325FBK3	513,250	500,000	513,590	4.71%	4.24%	8/6/2029
John Deere Capital Med Term Nt	24422EYF0	1,009,540	1,000,000	1,017,630	4.30%	4.16%	10/15/2030
First Foundation Bank CD	32026U5U6	244,000	244,000	249,497	4.50%	4.60%	05/22/2029
JP Morgan Chase Med Term Nt 4.12%	46632FXW0	1,000,000	1,000,000	1,010,710	4.08%	4.12%	01/23/2031
JP Morgan Chase Med Term Nt 4.05%	48130C6R1	2,000,000	2,000,000	2,001,500	4.05%	4.05%	10/29/2030
Royal Bank CDA Med Term	78014RZE3	2,000,000	2,000,000	2,031,320	4.68%	4.75%	03/14/2030
US Bancorp Med Trm Nt	91159XDW2	1,500,000	1,500,000	1,512,975	4.46%	4.50%	09/10/2030
Wells Fargo Bk Med Trm Nt	95004HAF5	1,000,000	1,000,000	997,780	4.46%	4.45%	08/04/2030
Corporate Bonds Subtotal		\$ 9,266,790	\$ 9,244,000	\$ 9,335,002			

TREASURER'S REPORT

City of Upland - Successor Agency - Public Financing Authority

US Bank Investments

**For Period Ended
February 28, 2026**

Investment Name	CUSIP	Cost	Par Value	Market Value	Current Yield	Book Yield	Maturity Date
US Treasury							
US Treasury Note 2.625%	9128286B1	464,450	500,000	489,220	2.68%	4.25%	2/15/2029
US Treasury Note 3.750%	91282CJR3	978,600	1,000,000	1,009,650	3.71%	4.25%	12/31/2028
US Treasury Note 4.000%	91282CJW2	989,100	1,000,000	1,016,720	3.93%	4.25%	1/31/2029
US Treasury Subtotal		<u>\$ 2,432,150</u>	<u>\$ 2,500,000</u>	<u>\$ 2,515,590</u>			
					<i>Weighted</i>	<i>Weighted</i>	
					<i>Avg. Yield</i>	<i>Avg. Yield</i>	
Total Portfolio		<u>\$ 118,084,636</u>	<u>\$ 119,441,214</u>	<u>\$ 120,067,649</u>	3.96%	4.35%	

NOTE: The Treasurer's Report has been updated to report investment performance using weighted average book yield calculated on an amortized cost basis, which reflects both interest income and the amortization or accretion of premiums and discounts. Current yield, based on market value and interest income only, is still presented for reference; however, book yield is now the primary performance measure.

TREASURER'S REPORT

City of Upland - Successor Agency - Public Financing Authority

Investment Portfolio

**For Period Ended
February 28, 2026**

February 28, 2026	Market Value	Availability	No. of Days Until Maturity	Weight	Days to Maturity Weighted Avg	Total by Maturity
Petty Cash	32,898	2/28/2026	0	0.0%	-	
Checking Account	3,622,497	3/1/2026	1	2.4%	0.02	
Utility & Credit Cards Account	46,551	3/1/2026	1	0.0%	-	
Successor Agency	55,715	3/1/2026	1	0.0%	-	
Total Bank Accounts	3,757,661					3,757,661
State Local Agency Investment Fund	23,402,541	3/1/2026	1	15.7%	0.16	23,402,541
California Asset Management Plan	1,479,975	2/28/2026	0	1.0%	-	1,479,975
First American Govt OB Fund-Y	408,994	3/1/2026	1	0.3%	0.00	
Money Market Accounts	408,994					408,994
Connex CU CD	250,288	3/18/2026	18	0.2%	0.03	
Union Bank CD	249,568	3/19/2026	19	0.2%	0.03	
Vibrant CU CD	248,317	3/20/2026	20	0.2%	0.03	
Negotiable Certificates of Deposit	748,172					748,172
						\$ 29,797,343 1 - 30 days
Clearpath FCU CD	250,318	4/27/2026	58	0.2%	0.10	
Negotiable Certificates of Deposit	250,318					250,318
						\$ 250,318 31 - 60 days
American Equity Bank CD	248,140	5/27/2026	88	0.2%	0.15	
Dort FCU CD	250,943	6/22/2026	114	0.2%	0.19	
Global FCU CD	248,957	6/16/2026	108	0.2%	0.18	
Solarity CU CD	249,054	6/23/2026	115	0.2%	0.19	
Negotiable Certificates of Deposit	997,094					997,094
						\$ 997,094 61 - 120 days
Continental Bank CD	246,115	8/24/2026	177	0.2%	0.29	
FirstBank of Nebraska CD	244,077	8/27/2026	180	0.2%	0.30	
Gesa CU CD	251,585	7/31/2026	153	0.2%	0.26	
Toyota Financial Savings Bank CD	245,066	7/29/2026	151	0.2%	0.25	
Negotiable Certificates of Deposit	986,843					986,843
San Bernardino, CA	247,435	8/1/2026	154	0.2%	0.26	
Municipal Bonds	247,435					
						\$ 986,843 121 - 180 days
BankUnited NA CD	244,408	12/8/2026	283	0.2%	0.47	
Baxter CU CD	251,738	1/25/2027	331	0.2%	0.56	
Capital One NA CD	245,168	12/8/2026	283	0.2%	0.47	
Empower FCU CD	252,753	10/23/2026	237	0.2%	0.40	
Malaga Bank CD	244,800	11/19/2026	264	0.2%	0.43	
Milestone Bk CD	245,218	12/15/2026	290	0.2%	0.48	
NBC Bancorp Inc CD	249,498	9/14/2026	198	0.2%	0.33	
People's Bank CD	250,665	1/12/2027	318	0.2%	0.54	
Red Crown Fed CD	202,038	10/13/2026	227	0.1%	0.31	
Texas Exchange Bank CD	244,468	11/13/2026	258	0.2%	0.42	
Negotiable Certificates of Deposit	2,430,753					2,430,753
						\$ 2,430,753 181 - 1 year
Federal Home Ln Bks DEB	1,008,500	6/11/2027	468	0.7%	3.17	
Government Securities	1,008,500					1,008,500

TREASURER'S REPORT

City of Upland - Successor Agency - Public Financing Authority

Investment Portfolio

**For Period Ended
February 28, 2026**

February 28, 2026	Market Value	Availability	No. of Days Until Maturity	Weight	Days to Maturity Weighted Avg	Total by Maturity
Connexus CU CD	249,762	7/14/2027	501	0.2%	0.84	
Credit Union of Texas CD	244,495	10/22/2027	601	0.2%	0.99	
New Jersey Ewing CU	250,011	1/18/2028	689	0.2%	1.16	
Essential CU CD	252,968	6/15/2027	472	0.2%	0.80	
Fahey Banking Co CD	250,335	1/12/2028	683	0.2%	1.15	
First Technology FCU CD	248,552	8/5/2027	523	0.2%	0.87	
Generations Bank C D	248,108	5/6/2027	432	0.2%	0.72	
Iriquois Fed CD	252,444	9/17/2027	566	0.2%	0.96	
Oklahoma Educators CU CD	248,589	10/25/2027	604	0.2%	1.01	
Optum Bank Draper CD	247,201	9/13/2027	562	0.2%	0.93	
Preferred CU CD	254,545	9/15/2027	564	0.2%	0.97	
State Employees CD	252,150	5/24/2027	450	0.2%	0.76	
True Sky Credit CD	252,793	11/30/2027	640	0.2%	1.09	
Negotiable Certificates of Deposit	3,251,951					3,251,951
						\$ 4,260,451
						1- 2 years
Federal Home Ln Bks DEB	2,045,660	9/8/2028	923	1.4%	12.70	
Fed Home Ln Mort Corp #WN2560	1,012,824	1/1/2029	1038	0.7%	7.07	
Federal Farm Credit Bks DEB	1,024,540	12/15/2028	1021	0.7%	7.03	
Fed Natl Mortgage Assoc #BS1416	627,337	3/1/2028	732	0.4%	3.09	
Government Securities	4,710,360					4,710,360
American Exp CD	254,525	9/13/2028	928	0.2%	1.59	
Bom Bk CD	250,501	6/26/2028	849	0.2%	1.43	
City FCU Tax CD	249,849	1/12/2029	1049	0.2%	1.76	
Civic Federal CU	250,706	10/23/2028	968	0.2%	1.63	
Customers Bank CD	253,498	6/14/2028	837	0.2%	1.43	
Discover Bank CD	254,965	9/18/2028	933	0.2%	1.60	
Gulf Cap Bank CD	248,037	9/27/2028	942	0.2%	1.57	
Jeanne D Arc CD	252,269	7/31/2028	884	0.2%	1.50	
Medallion Bank CD	250,454	6/30/2028	853	0.2%	1.44	
RIA FCU CD	250,063	10/13/2028	958	0.2%	1.61	
Southern First CD	250,551	10/17/2028	962	0.2%	1.62	
Southwest Fin FCU CD	249,994	8/14/2028	898	0.2%	1.51	
TTCU Federal CU CD	256,720	7/26/2028	879	0.2%	1.52	
Tucson FCU CD	257,040	9/8/2028	923	0.2%	1.60	
Valley Natl Bk CD	245,899	7/24/2028	877	0.2%	1.45	
Negotiable Certificates of Deposit	3,775,072					3,775,072
US Treasury Note 2.625%	489,220	2/15/2029	1083	0.3%	3.56	
US Treasury Note 3.750%	1,009,650	12/31/2028	1037	0.7%	7.04	
US Treasury Note 4.000%	1,016,720	1/31/2029	1068	0.7%	7.30	
US Treasury	2,515,590					2,515,590
						\$ 11,001,022
						2- 3 years
Fed Home Ln Mort Corp #WN1356	1,525,200	4/1/2029	1128	1.0%	11.57	
Fed Home Ln Mort Corp #WN1476	1,009,490	10/1/2029	1311	0.7%	8.90	
Fed Home Ln Mort Corp #WN1510	1,510,845	1/1/2030	1403	1.0%	14.25	
Federal Home Ln Corp #WN1516	1,007,590	1/1/2030	1403	0.7%	9.51	
Fed Home Ln Mort Corp #WN1530	1,512,465	1/1/2030	1403	1.0%	14.27	
Fed Home Ln Mort Corp #WN1542	2,347,653	2/1/2030	1434	1.6%	22.64	
Fed Home Ln Mort Corp Gold #WN5017	1,136,756	7/1/2029	1219	0.8%	9.32	
Fed Home Ln Mort Corp #WN5034F	2,012,800	7/1/2029	1219	1.4%	16.50	
Fed Home Ln Mort Corp #WN5163	2,696,775	10/1/2029	1311	1.8%	23.77	
Fed Natl Mortgage Assoc #BL3660	1,883,909	8/1/2029	1250	1.3%	15.84	
Fed Natl Mortgage Assoc #BL3884	530,959	9/1/2029	1281	0.4%	4.57	
Fed Natl Mortgage Assoc #BL4193	482,735	9/1/2029	1281	0.3%	4.16	
Fed Natl Mortgage Assoc #BL4815	962,721	11/1/2029	1342	0.6%	8.69	

TREASURER'S REPORT

City of Upland - Successor Agency - Public Financing Authority

Investment Portfolio

**For Period Ended
February 28, 2026**

February 28, 2026	Market Value	Availability	No. of Days Until Maturity	Weight	Days to Maturity Weighted Avg	Total by Maturity
Fed Natl Mortgage Assoc #BS4790	3,025,103	3/1/2029	1097	2.0%	22.32	
Fed Natl Mortgage Assoc #BS5506	808,121	6/1/2029	1189	0.5%	6.46	
Fed Natl Mortgage Assoc #BS5552	2,101,139	5/1/2029	1158	1.4%	16.36	
Fed Natl Mortgage Assoc #BS6109	4,360,329	7/1/2029	1219	2.9%	35.74	
Fed Natl Mortgage Assoc #BS6624	994,788	10/1/2029	1311	0.7%	8.77	
Fed Natl Mortgage Assoc #BZ0815	1,538,535	4/1/2029	1128	1.0%	11.67	
Fed Natl Mortgage Assoc #BZ1806	1,515,270	9/1/2029	1281	1.0%	13.05	
Fed Natl Mortgage Assoc #BZ1969A	706,335	10/1/2029	1311	0.5%	6.23	
Fed Natl Mortgage Assoc #BZ1993	757,920	11/1/2029	1342	0.5%	6.84	
Fed Natl Mortgage Assoc #BA2127A	1,517,145	10/1/2029	1311	1.0%	13.38	
Fed Natl Mortgage Assoc #BZ2336	1,533,525	11/1/2029	1342	1.0%	13.84	
Fed Natl Mortgage Assoc #BZ2399	509,965	11/1/2029	1342	0.3%	4.60	
Fed Natl Mortgage Assoc #BZ2524	1,532,220	12/1/2029	1372	1.0%	14.14	
Fed Natl Mortgage Assoc #BZ2748	510,880	1/1/2030	1403	0.3%	4.82	
Fed Natl Mortgage Assoc #BZ2776	1,028,800	1/1/2030	1403	0.7%	9.71	
Government Securities	41,059,971					41,059,971
Bank Hapoalim CD	249,495	5/21/2029	1178	0.2%	1.98	
Celtic Bank CD	249,134	6/20/2029	1208	0.2%	2.02	
Cornerstone CD	247,618	10/1/2029	1311	0.2%	2.18	
Great Midwest CD	253,903	4/27/2029	1154	0.2%	1.97	
Morgan Stanley Bk CD	249,863	5/22/2029	1179	0.2%	1.98	
Morgan Stanley Private Bk CD	249,863	5/22/2029	1179	0.2%	1.98	
USAlliance FCU CD	152,975	6/28/2029	1216	0.1%	1.25	
Utah First CD	254,284	4/30/2029	1157	0.2%	1.98	
Negotiable Certificates of Deposit	1,907,136					1,907,136
Citibank	513,590	8/6/2029	1255	0.3%	4.33	
First Foundation Bank CD	249,497	5/22/2029	1179	0.2%	1.98	
Corporate Bonds	763,087					763,087
Burbank Glendale, CA	2,081,321	7/1/2029	1219	1.4%	17.06	
Corona, CA	951,490	5/1/2029	1158	0.6%	7.41	
Riverside, CA	970,820	6/1/2029	1189	0.7%	7.76	
Municipal Bonds	4,003,631					4,003,631
						\$ 47,733,825
						3- 4 years
Fed Home Ln Mort Corp #WN1543	2,336,915	3/1/2030	1462	1.6%	22.98	
Fed Home Ln Mort Corp #WN1555	1,721,250	4/1/2030	1493	1.2%	17.28	
Fed Home Ln Mort Corp Gold #WN1602	346,311	8/1/2030	1615	0.2%	3.76	
Fed Home Ln Mort Corp #WN1572	4,030,240	5/1/2030	1523	2.7%	41.28	
Fed Home Ln Mort Corp Gold #WN1617	1,504,650	7/1/2030	1584	1.0%	16.03	
Fed Home Ln Mort Corp Gold #WN1646	1,002,300	7/1/2030	1584	0.7%	10.68	
Fed Home Ln Mort Corp Gold #WN5242	945,743	3/1/2030	1462	0.6%	9.30	
Fed Home Ln Mort Corp Gold #WB5243	2,695,303	4/1/2030	1493	1.8%	27.06	
Fed Home Ln Mort Corp Gold #WN5249	1,009,830	4/1/2030	1493	0.7%	10.14	
Fed Natl Mortgage Assoc #BZ3455	1,528,245	4/1/2030	1493	1.0%	15.34	
Fed Natl Mortgage Assoc #BZ4436	505,150	8/1/2030	1615	0.3%	5.49	
Fed Natl Mortgage Assoc #BZ4201	3,563,105	6/1/2030	1554	2.4%	37.23	
Fed Natl Mort Assoc #BZ0458	2,318,018	6/1/2030	1554	1.6%	24.22	
Fed Natl Mort Assoc #BA4276	1,016,520	7/1/2030	1584	0.7%	10.83	
Fed Natl Mortgage Assoc #BZ5346	4,043,880	10/1/2030	1676	2.7%	45.58	
Fed Natl Mortgage Assoc #BZ4505	4,559,310	8/1/2030	1615	3.1%	49.52	
Fed Natl Mortgage Assoc #BZ5496	2,014,000	12/1/2030	1737	1.4%	23.52	
Fed Natl Mortgage Assoc #BZ5552	1,010,170	11/1/2030	1707	0.7%	11.60	
Fed Natl Mortgage Assoc #BZ5528	1,002,610	12/1/2030	1737	0.7%	11.71	
Fed Natl Mortgage Assoc #BZ5619	1,017,144	11/1/2030	1707	0.7%	11.68	
Fed Natl Mortgage Assoc #BZ6138	1,007,640	1/1/2031	1768	0.7%	11.98	
Government Securities	39,178,335					39,178,335

TREASURER'S REPORT

City of Upland - Successor Agency - Public Financing Authority

Investment Portfolio

**For Period Ended
February 28, 2026**

February 28, 2026	Market Value	Availability	No. of Days Until Maturity	Weight	Days to Maturity Weighted Avg	Total by Maturity
CFG Community Bank CD	244,971	11/14/2030	1720	0.2%	2.83	
First Guaranty Bank CD	245,243	11/14/2030	1720	0.2%	2.84	
Goldman Sachs Bk CD	244,446	2/10/2031	1808	0.2%	2.97	
Holyoke CU CD	248,753	11/5/2030	1711	0.2%	2.86	
JP Morgan Bk CD	240,089	2/11/2031	1809	0.2%	2.92	
Sallie Mae CD	244,520	12/10/2030	1746	0.2%	2.87	
State Bk India CD	244,990	2/12/2031	1810	0.2%	2.98	
UBS Bank CD	247,001	12/10/2030	1746	0.2%	2.90	
Negotiable Certificates of Deposit	1,960,012					1,960,012
John Deere Capital Med Term Nt	1,017,630	10/15/2030	1690	0.7%	11.56	
JP Morgan Chase Med Term Nt 4.12%	1,010,710	1/23/2031	1790	0.7%	12.17	
JP Morgan Chase Med Term Nt 4.05%	2,001,500	10/29/2030	1704	1.3%	22.93	
Royal Bank CDA Med Term	2,031,320	3/14/2030	1475	1.4%	20.15	
US Bancorp Med Trm Nt	1,512,975	9/10/2030	1655	1.0%	16.84	
Wells Fargo Bk Med Trm Nt	997,780	8/4/2030	1618	0.7%	10.86	
Corporate Bonds	8,571,915					8,571,915
University of California, CA	1,292,480	5/15/2030	1537	0.9%	13.36	
Municipal Bonds	1,292,480					1,292,480
						\$ 51,002,742
						4- 5 years
Total Investments	\$ 148,707,825			100%	1,047	\$ 148,460,390
	Average Maturity in Days		1047			
	Average Maturity in Years:		3			

TREASURER'S REPORT

City of Upland - Successor Agency - Public Financing Authority

CA Government Code Section 53607

**For Period Ended
February 28, 2026**

Investment Name	CUSIP ID	Issue Date	Cost	Par Value	Market Value	Maturity Date
<u>Sales & Maturities</u>						
Fed Natl Mortgage Assoc #BL3660	3140HVB60	8/1/2019	3,038.36	3,038.36	2,947.76	8/1/2029
Fed Natl Mortgage Assoc #BS6624	3140LHLE8	10/1/2022	1,120.25	1,120.25	1,119.57	10/1/2029
Fed Natl Mortgage Assoc #BL4815	3140HWK50	11/1/2019	1,427.48	1,427.48	1,380.56	11/1/2029
Fed Home Ln Mort Corp #WN2560	3132XGZ25	3/1/2024	428.18	428.18	433.86	1/1/2029
A+ FCU CD	00224TAN6	2/15/2023	250,000.00	250,000.00	250,112.50	2/17/2026
Sales & Maturities Subtotal			\$ 256,014.27	\$ 256,014.27	\$ 255,994.25	
<u>Purchases</u>						
Goldman Sachs Bk CD	38151PHN4	2/10/2026	245,000.00	245,000.00	244,446.30	2/10/2031
JP Morgan Bk CD	46659CPX2	2/11/2026	240,000.00	240,000.00	240,088.80	2/11/2031
State Bk India CD	856288EG6	2/12/2026	245,000.00	245,000.00	244,990.20	2/12/2031
Purchases Subtotal			\$ 730,000.00	\$ 730,000.00	\$ 729,525.30	

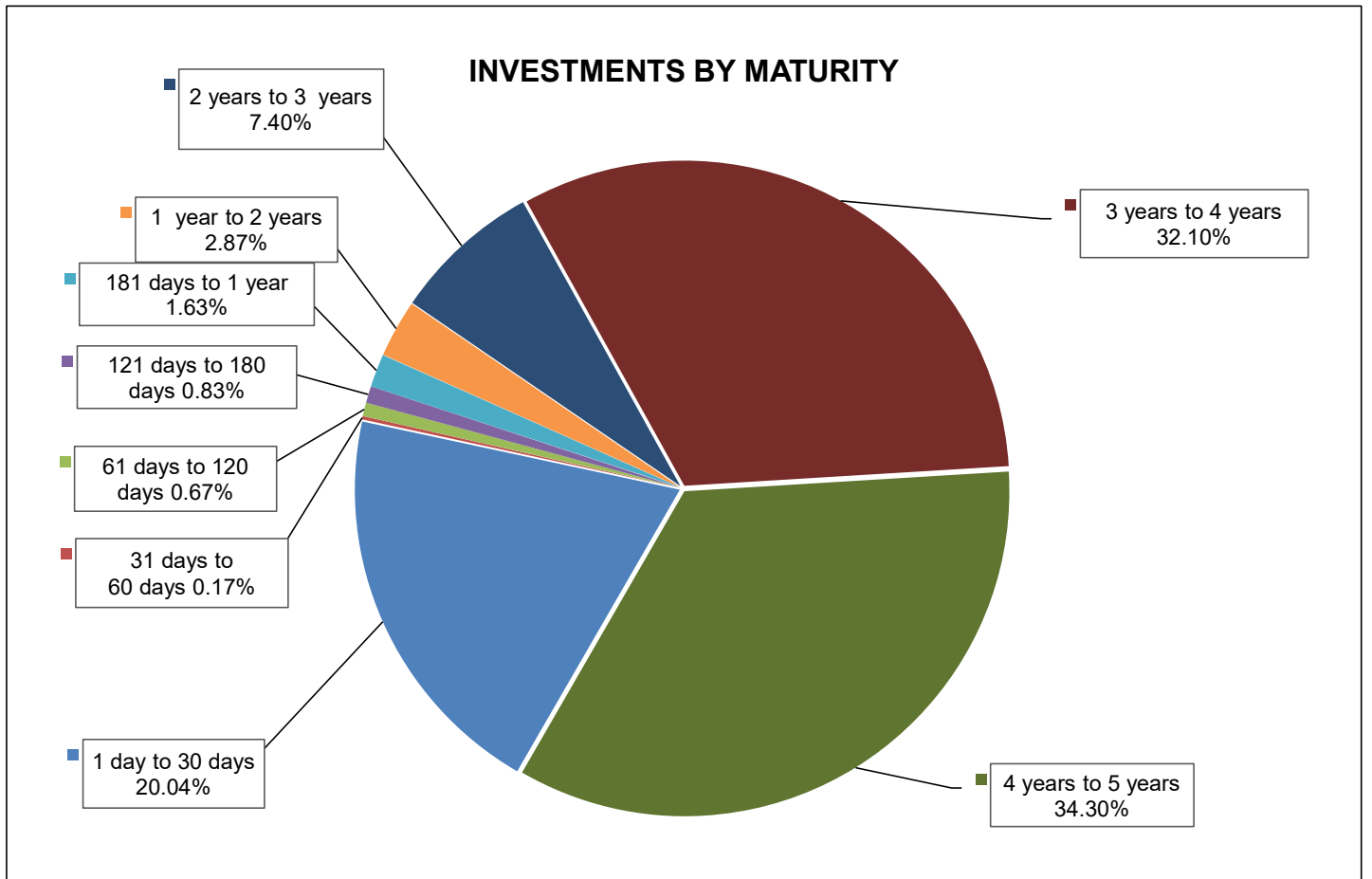
TREASURER'S REPORT

City of Upland - Successor Agency - Public Financing Authority

Maturities in Thousands of Dollars

**For Period Ended
February 28, 2026**

Investment Portfolio	1 day to 30 days	31 days to 60 days	61 days to 120 days	121 days to 180 days	181 days to 1 year	1 year to 2 years	2 years to 3 years	3 years to 4 years	4 years to 5 years
State Local Agency Investment Fund	23,403	-	-	-	-	-	-	-	-
California Asset Management Plan	1,480	-	-	-	-	-	-	-	-
Bank Accounts and Change Funds	3,758	-	-	-	-	-	-	-	-
Negotiable Certificates of Deposit	748	250	997	987	2,431	3,252	3,775	1,907	1,960
Government Securities	-	-	-	-	-	1,009	4,710	41,060	39,178
Money Market Fund	409	-	-	-	-	-	-	-	-
Municipal Bonds	-	-	-	247	-	-	-	4,004	1,292
Corporate Bonds	-	-	-	-	-	-	-	763	8,572
US Treasury	-	-	-	-	-	-	2,516	-	-
Total Cash and Investments	\$ 29,798	\$ 250	\$ 997	\$ 1,234	\$ 2,431	\$ 4,261	\$ 11,001	\$ 47,734	\$ 51,002
Percentage	20.04%	0.17%	0.67%	0.83%	1.63%	2.87%	7.40%	32.10%	34.30%



TREASURER'S REPORT

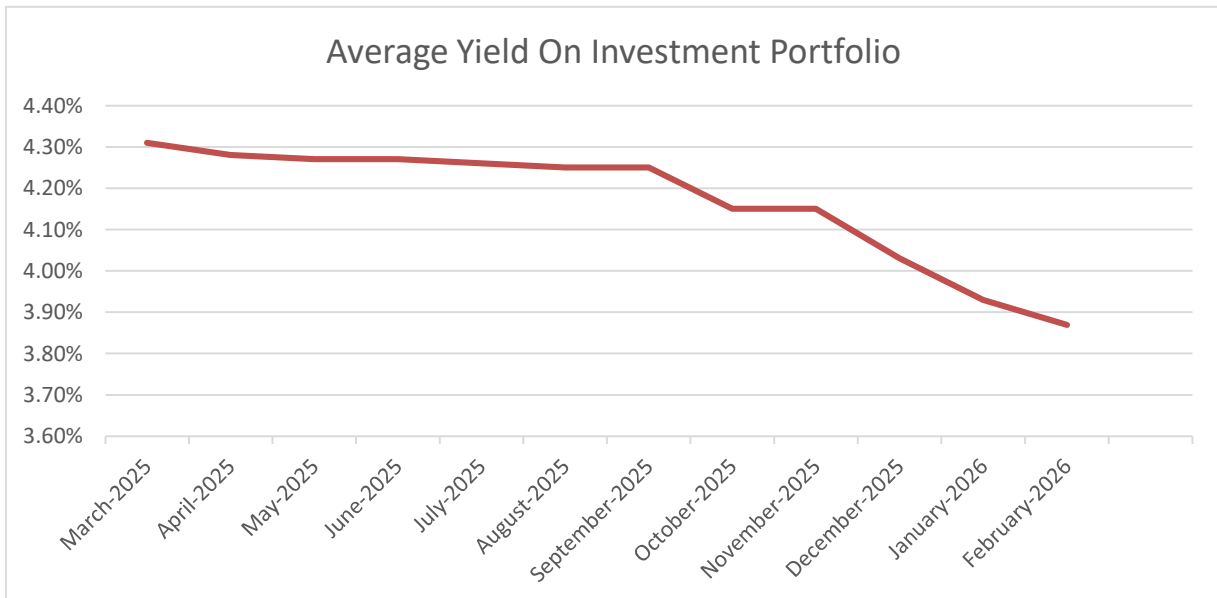
City of Upland - Successor Agency - Public Financing Authority
Bank Accounts and Change Funds

**For Period Ended
 February 28, 2026**

Account Name	Institution	Insured Deposits	Collateralized Deposits	Total Deposits
Petty Cash City of Upland	City of Upland	\$ -	\$ -	\$ 32,898
City of Upland Payroll Zero Balance Account	Chase	-	-	-
City of Upland Checking Account	Chase	250,000	3,372,497	3,622,497
City of Upland Utility & Credit Cards Account	Chase	46,551	-	46,551
City of Upland Successor Agency	Chase	55,715	-	55,715
Totals		\$ 352,266	\$ 3,372,497	\$ 3,757,661

TREASURER'S REPORT
 City of Upland - Successor Agency - Public Financing Authority
State Local Agency Investment Fund
For 12 Month Period Ended
February 28, 2026

Month	Yield
March-2025	4.31%
April-2025	4.28%
May-2025	4.27%
June-2025	4.27%
July-2025	4.26%
August-2025	4.25%
September-2025	4.25%
October-2025	4.15%
November-2025	4.15%
December-2025	4.03%
January-2026	3.93%
February-2026	3.87%



TREASURER'S REPORT

City of Upland - Successor Agency - Public Financing Authority

**Investment Summary
February 28, 2026**

	Mar-2025	Apr-2025	May-2025	Jun-2025	Jul-2025	Aug-2025	Sep-2025	Oct-2025	Nov-2025	Dec-2025	Jan-2026	Feb-2026
Investment Portfolio												
State Local Agency Investment Fund (LAIF)	1,302,910	1,316,637	1,316,135	1,316,903	1,331,201	1,333,331	1,333,338	1,347,537	334,967	17,020,428	29,482,708	23,402,541
California Asset Management Plan (CAMP)	35,681,612	40,817,576	45,977,553	40,835,363	28,580,966	19,173,748	10,071,972	8,608,869	10,640,767	1,470,833	1,475,642	1,479,975
Negotiable Certificates of Deposit	18,953,344	17,718,099	17,194,346	16,777,042	17,519,686	18,950,018	16,985,578	16,977,765	17,202,108	16,951,402	16,081,128	16,307,351
Money Market Fund	2,778,602	1,402,801	937,196	2,569,850	887,381	610,504	335,964	904,953	2,516,528	667,217	508,890	408,994
Municipal Bonds	5,440,404	4,482,473	5,680,643	5,728,913	5,707,231	5,467,239	5,469,246	5,476,581	5,505,577	5,494,294	5,488,310	5,543,546
Government Agency Securities	68,378,801	72,608,309	73,807,904	78,316,444	79,433,963	81,533,780	85,304,126	83,590,615	82,447,961	84,706,504	85,274,868	85,957,166
Corporate Bonds	2,012,080	2,025,300	2,011,420	2,020,400	2,011,700	2,023,940	5,049,285	7,038,805	8,070,705	8,059,905	9,048,560	9,335,002
US Treasury	4,644,080	4,680,155	3,190,038	3,209,748	2,956,450	2,985,390	2,981,560	2,499,910	2,508,055	2,504,560	2,500,740	2,515,590
Total Investments	\$ 139,191,834	\$ 145,051,351	\$ 150,115,234	\$ 150,774,662	\$ 138,428,579	\$ 132,077,951	\$ 127,531,069	\$ 126,445,035	\$ 129,226,668	\$ 136,875,144	\$ 149,860,845	\$ 144,950,164
Weighted Average Days to Maturity	597.60	632.10	626.31	684.65	848.13	985.22	1051.60	1151.17	1139.27	1105.98	1029.49	1047.35
Blended Yield:	3.15%	3.23%	3.37%	3.41%	3.57%	3.65%	3.69%	3.81%	3.92%	4.31%	4.26%	4.27%
Cash												
Bank Accounts and Change of Funds	3,090,907	2,599,122	6,064,643	5,908,392	5,066,570	1,187,149	5,981,489	1,276,042	4,726,559	4,794,222	4,794,222	3,757,661
Total Cash	\$ 3,090,907	\$ 2,599,122	\$ 6,064,643	\$ 5,908,392	\$ 5,066,570	\$ 1,187,149	\$ 5,981,489	\$ 1,276,042	\$ 4,726,559	\$ 4,794,222	\$ 4,794,222	\$ 3,757,661
Total Cash and Investments	\$ 142,282,741	\$ 147,650,473	\$ 156,179,877	\$ 156,683,054	\$ 143,495,149	\$ 133,265,100	\$ 133,512,558	\$ 127,721,076	\$ 133,953,227	\$ 141,669,366	\$ 154,655,068	\$ 148,707,825
PARS Investment Portfolio												
115 Trust-OPEB Investment	2,598,295	2,615,569	2,674,733	2,747,152	2,758,488	2,816,041	2,866,585	2,903,937	2,921,092	2,933,650	2,988,002	3,040,707
115 Trust-Pension Investment	10,216,704	10,288,163	10,469,272	10,726,609	10,761,740	11,627,654	11,810,158	11,951,491	12,023,161	12,061,266	12,217,692	12,585,710
Total Restricted Funds Held in Trust	\$ 12,814,999	\$ 12,903,732	\$ 13,144,005	\$ 13,473,760	\$ 13,520,228	\$ 14,443,695	\$ 14,676,743	\$ 14,855,428	\$ 14,944,252	\$ 14,994,916	\$ 15,205,694	\$ 15,626,418
Benchmarks:												
LAIF	4.31%	4.28%	4.27%	4.27%	4.26%	4.25%	4.21%	4.15%	4.10%	4.03%	3.90%	3.90%
CAMP	4.47%	4.45%	4.42%	4.43%	4.41%	4.41%	4.27%	4.26%	4.11%	3.90%	3.85%	3.85%
2yr U.S. Treasury	3.89%	3.60%	3.89%	3.72%	3.94%	3.59%	3.60%	3.60%	3.47%	3.47%	3.52%	3.52%
5yr U.S. Treasury	3.96%	3.72%	3.96%	3.79%	3.96%	3.68%	3.74%	3.74%	3.59%	3.73%	3.73%	3.73%
Restricted Funds with Fiscal Agent												
Wtr Sys Lease Rev Ref Bonds 2011												
Wtr Revenue Bonds 2022	15,628,608	15,502,417	15,502,481	15,502,547	15,502,611	15,502,677	16,528,998	15,503,027	15,503,094	15,503,159	12,104,934	12,123,736
Wtr Sys Lease Rev Ref Bonds 2021	44,573	5	5	5	5	5	666,573	196	196	197	197	198
Successor Agency TAN 2013 / TAN 2016- Me	-	-	-	-	-	-	2,693,469	2	3	3	3	100,221
Colonies CFD Area #1 2022	287,726	287,726	287,726	287,726	287,726	287,726	1,528,476	274,130	274,130	274,130	274,130	433,680
Colonies CFD Area #2 2015	1,328,139	1,328,144	1,328,150	1,328,155	1,328,161	2,440,570	1,328,416	1,328,422	1,328,429	1,328,435	1,328,442	1,526,510
Upland 54 CFD 2004	124,917	124,917	124,917	124,917	124,917	222,585	126,545	126,558	126,573	126,586	126,599	147,637
Sycamore Hills CFD 2015-1	728,559	728,559	728,560	728,560	728,561	1,109,151	736,955	737,021	737,091	737,157	737,223	895,686
Harvest at Upland CFD 2016-1 Area #1	572,835	574,718	576,507	578,353	580,139	914,859	572,469	574,224	575,956	577,579	579,179	733,927
Harvest at Upland CFD 2016-1 Area #2	2,164,312	2,164,319	2,164,326	2,164,333	2,164,340	2,584,269	2,171,730	2,171,737	2,171,744	2,171,751	2,171,758	2,317,768
	478,427	488,285	489,740	491,248	492,711	667,788	495,718	497,171	498,601	499,901	501,175	510,823
Sycamore Hills CFD 2015-1-2	757,752	757,753	757,754	757,756	757,757	1,127,958	762,981	762,982	762,983	762,984	762,985	942,202
Total Restricted Funds	\$ 22,115,848	\$ 21,956,843	\$ 21,960,166	\$ 21,963,600	\$ 21,966,928	\$ 28,791,807	\$ 23,664,517	\$ 21,975,471	\$ 21,978,800	\$ 21,981,882	\$ 18,586,625	\$ 19,732,388